

# FUNDAMENTAL TONE

Newsletter of Area I, Inc.

American Guild of English Handbell Ringers

Atlantic Provinces, Connecticut, Maine, Massachusetts, New Hampshire, Rhode Island, Vermont

Volume XXI, No. 1.1

February 2007

## AGEHR Area I Officers

### Elected Officers

*Chair:*

**Nancy Reynolds**

(802-748-4760)

chair@agehrarea1.org

*Chair-Elect:*

**Sue Henderson**

(978-851-3024)

chairelect@agehrarea1.org

*Past Chair:*

**Debra LeBrun**

(978-486-3245)

pastchair@agehrarea1.org

*Secretary:*

**Linda Lamb**

(603-886-1512)

secretary@agehrarea1.org

*Treasurer:*

**Holly Cerullo**

(978-256-3927)

treasurer@agehrarea1.org

### National Liaisons

*Education:*

**Griff Gall**

education@agehrarea1.org

*Special Needs:*

**Jeannie Cushman**

specialneeds@agehrarea1.org

*Other Officers are listed  
on page 2.*

## Notes from Nancy

In the position of Chair, I get to see the broader view of what goes on up front and behind the scenes to foster the growth and well being of Area I. I am able to report all the wonderful things that are happening to promote our musical art form. Your Board continues to provide the needed support for these activities and they deserve your gratitude for their dedication.

Another successful **Skill Building Workshop** was held in October in Groton, Connecticut. More than 30 people worked very hard all day with Andy Wallace, Jean Degan, and Jane Nolan, with Sue Wilber and me providing support on the floor. The growth in ringing skills and musicality was evident by the improvement in the sound the group was able to achieve. This event was so well received that the Board has decided to offer this workshop in two locations on October 13, 2007. One workshop will be held in Norwich, CT, and the other will be in Chelmsford, MA. Look for more information in the next *FT*, at Festival/Conference '07, and on the website, as plans develop.

**High School Ring Out** was also successful under the direction of Nancy Cappel. This year the event will be held Nov. 3, 2007, at Souhegan High School in Amherst, NH. The Clinician for that event will be Bill Alexander.

**The 3d Adult Ringing Weekend** was held Nov. 10-11 at the Mt. Washington Hotel in Bretton Woods, NH. Over 130 ringers explored sight-reading skills (receiving the music upon arrival), and rang next to new friends under the direction of Jane Anderson. A beautiful location, good food, good fellowship and improved musicianship in a luxurious atmosphere make this a popular event. While many are interested in returning to the Mt. Washington, we are open to the possibility of rotating this event to other sites. In planning for the potential of 200

*(continued on page 2)*

## In This Issue...

Notes from Nancy.....	1	Important Registration Information for	
Reports from the Board .....	4	Festival/Conference '07 .....	8
Festival/Conference 2007 .....	6	Education Notes .....	11
		Elizabeth Bradford Endowment	
		Fund Scholarships.....	12

Visit the Area I web site at: **www.agehrarea1.org**

## NOTES FROM NANCY...

ringers, we need 2,000 square feet of ringing floor. If you know of a site that would fit the bill, please contact me ASAP.

November and December offered a myriad of opportunities for choirs and ringing groups to share their talents and love of ringing with others. From school-based, to church choirs to community groups, bells were kept busy during this season.

The **Area I Directors' Seminar** is coming up on Feb. 2–3, 2007, at the Sheraton Tara in Nashua, NH. Kath Wissinger will be the featured Clinician, with a variety of classes being offered to address a wide range of topics of interest to aspiring, new and experienced directors. There will also be opportunities to participate in repertoire reading sessions. If you are unable to attend this year, please mark your calendars for next year. Most states are holding **Spring Rings** in the upcoming months. These are wonderful learning opportunities and often provide the first Massed Ringing experience for newer ringers. I encourage you to take advantage of these ringing and learning experiences and invite those you know to come and listen. Check elsewhere in this *FT* or the website for information.

The Registration Packet for **Festival/Conference '07** is now on line at the Area I web site, [www.agehrarea1.org/Festival](http://www.agehrarea1.org/Festival). Please visit the site and see what the Festival Conference has to offer your group, or you personally as a ringer or director. There are a wide variety of classes available to help all ringers and directors improve their skills. Andy Wallace will provide a multi-class Beginning Ringers track to assist those new to ringing or unsure of their basic skills to become more competent and confident. It was such a Festival/Conference that sealed my fate in 1988, hooking me on ringing and leading me to this point in my ringing career. **TAKE THE PLUNGE AND JOIN US JUNE 28TH–JULY 1, AT THE UNIVERSITY OF RHODE ISLAND, KINGSTON.** You won't regret it.

Area I has a scholarship program available to assist choirs attending F/C for the first time. The **Bradford Scholarship** provides partial scholarships to help defray the expense of attending this specific event. Information about the Scholarship program can be found on-line at the Area website and is also included in the on-line Registration Packet for F/C '07. **THE DEADLINE TO APPLY IS FEBRUARY 15TH, SO PLEASE ACT RAPIDLY TO INSURE YOUR GROUP'S ELIGIBILITY.**

---

## *Additional Area I Officers*

### Appointed Officers

<i>Festival/Conference Chair</i>	<b>Sue Henderson</b> (978-851-3024) fcchair@agehrarea1.org
<i>Historian/Archivist</i>	<b>Barbara Bussart</b> (401-765-8015) historian@agehrarea1.org
<i>Membership</i>	<b>Jane Nolan</b> (860-464-2873) membership@agehrarea1.org
<i>Publications</i>	<b>Ruth H. Bowers</b> (978-922-8137) <b>Bill Noss</b> (603-886-1512) editor@agehrarea1.org
<i>Webmaster</i>	<b>Linda S. Lamb</b> (603-886-1512) webmaster@agehrarea1.org
<i>Bradford Scholarship</i>	<b>Debra LeBrun</b> (978) 486-3245 pastchair@agehrarea1.org

### State/Provincial Chairs

<i>Atlantic Provinces (Canadian)</i>	<b>TBA</b> canchair@agehrarea1.org
<i>Connecticut</i>	<b>Susan Wilber</b> (203-407-4189) ctchair@agehrarea1.org
<i>Maine</i>	<b>TBA</b> mechair@agehrarea1.org
<i>Massachusetts</i>	<b>Patrick Gagnon</b> (978-851-0513) machair@agehrarea1.org
<i>New Hampshire</i>	Co-Chairs: <b>Pat Anderson</b> (603-673-9940, x-167) <b>Tomi Salzmann</b> (603-774-3547) nhchair@agehrarea1.org
<i>Rhode Island</i>	<b>TBA</b> richair@agehrarea1.org
<i>Vermont</i>	<b>Jerilyn Bergdahl</b> (802-425-2177) vtchair@agehrarea1.org

Our Educational Liaison indicates that all the Chimes available through the Chime Loan Program have been placed for the Spring Semester. We are looking at new curriculum materials to enhance the program, and a means of making used Chime sets available to program participants as we decide to replace existing sets.

**Family Handbell Camp** will not be held this summer. Due to a conflict of dates at the camp and slowly declining numbers, we were not able to make arrangements at Camp Ogontz.

The Board will be looking at a variety of ways to provide ringing opportunities for our young people in addition to the **High School Ring Out**. We invite youth input on this; if you work with youth choirs, please talk to your group and forward their ideas to me, or your State Chair.

National will be taking nominations for **Honorary Life Memberships** next year. We will be asking you to submit nominations once the criteria has been provided.

After years, literally, of deliberation, the Board has voted to change the scope of the **Guild Store**. After the Directors' Seminar in Feb., the store will only sell gloves. It is this item that has been of most interest to our membership, and we feel it is important to provide this service for the convenience of those attending our events. A survey of all the other Areas indicated that we were the only Area still running a Guild Store. It has been suggested that the name of the Store be changed. For Directors' Seminar it will be billed as "The Glove Tree," but we seek your input on a name for this new entity.

In conjunction with the change in the Guild Store, there are also changes planned for the **Video Lending Library**, a resource that is seldom used, and is rapidly becoming out-dated. Many of our tapes are more historical than practical in nature; we are therefore looking at having the tapes converted to DVD and placed with our Historian as historical information. We will determine the best way to make educational materials available to our membership; much of what is needed is now easily and reasonably available through AGEHR.

We continue to be without **State Chairs** in Maine

## NOMINATIONS FOR AREA I BOARD

The **Nominating Committee** is hard at work building the slate of officers for the next two years. I strongly urge you to consider serving on the Board. It is an exciting place to be, and we need your input to insure its vitality and that of the Area.

If you would like to be considered for an office, please let me know and I will forward your name to the Committee Chair.

Nancy Reynolds, Area I Chair  
davidnancy2003@yahoo.com

and Rhode Island, and a Province Chair in the Eastern Provinces. Without this point person, it is impossible to provide support, and develop the type of camaraderie we strive for with all ringers in Area I. A contact person from the planning committees in those areas will make sure that they have access to the most current membership data for planning purposes. It would also ensure that we have accurate information about events so that we can promote those activities, just as that person would have the appropriate information to promote events elsewhere in the Area. If you or someone you know would be interested in serving in that capacity, please contact me.

It has been my honor and pleasure to serve you as Area Chair. As I leave this position at the Biennial Meeting to be held June 30th, at the F/C, I know that the Area remains in good hands. I also know that I will still be seeing you all; I will remain on the Board for two more years as Past-Chair, and I know I will be ringing with you for many more years to come.

Keep ringing!!!! 


Nancy Reynolds, Area I Chair

# Reports from the Board

## CONNECTICUT

---

A **Repertoire Session** was held in September at First Church of Christ Congregational in Middletown, hosted by Shari Lucas, after interest was shown in such an event at our Spring Ring. There were thirty people in attendance, led by Jean Degan as the clinician for the day. Music of all levels was shared, and it was such a successful day that we have already made plans to have another one next fall at the same site on October 20.

Plans are currently underway for our **Spring Ring** to be held at Valley Community Baptist Church in Avon on April 28, 2007. Andy Wallace will be the clinician and due to our proximity to Rhode Island, the site of the 2007 Area I Festival/Conference, we expect a large turnout. After several years as the coordinator of this event, Cheryl Harger will be stepping down after this year, so the search is on for an individual to step into her shoes!! 

*Susan Wilber, CT State Chair*

## MASSACHUSETTS

---

This is STILL an exciting time to be the chairperson for Massachusetts! **Our three community choirs** presented fabulous concert seasons, ringing bells at Faneuil Hall, at area churches, at Merrimack College, at Worcester First Night, and at Symphony Hall. **New bell programs** are starting in schools and in churches, namely in East Longmeadow, MA, at St. Mary's School, and in Andover, MA, at Faith Lutheran Church.

In December, the **Back Bay Ringers** donated several hundred dollars of proceeds of a benefit performance at the Holten Richmond Middle School in Danvers to a fund set up by Danversbank to benefit families whose homes were destroyed in an explosion the day before Thanksgiving in 2006.

Our three community choirs will continue their collaborations with local choirs during 2007. The

Back Bay Ringers will perform in May with the Treble Chorus of New England; the **New England Ringers** will perform with In Coro Novo on May 6, and the **Merrimack Valley Ringers** will perform with the Tri-City Chorus in Biddeford, ME, in December. MVR recently completed a recording project, joining the New England Ringers as famous recording artists.

Registrations are beginning to arrive for the first annual **Massachusetts Spring Ring** (formerly Merrimack Valley English Handbell Festival), which will occur on Saturday, March 31, 2007, at Tewksbury Memorial High School under the direction of Karen E. Leonard and Ed Henderson. Repertoire from the 2007 F/C will make up the massed ringing for the adults, while youth ringers will enjoy performing a festive Susan Geschke piece.

I am still in pursuit of **unused handbells** in Massachusetts. I am pleased that churches feel the bells are important to hold on to, but frustrated that they are not always in use, and that many churches are unwilling to part with their unused bells.

My next project will be advertising and registering choirs for the 2007 **Massachusetts Youth Spring Ring**. This event is traditionally held in March in the city of Worcester, but will be held later this year due to the late commencement of advertisement and registration. More news will follow.

Plans are moving forward as well for the first annual **Boston Handbell Festival** on Tuesday, May 15, 2007, at Old South Church. Proceeds from this event will go toward the purchase of new sets of handchimes for music teachers in Boston Public Schools. The week prior to this festival, the world premiere of Kathleen Wissinger's *Imprezza* will occur at the **Highlands Handbell Festival** in Danvers, MA, with the Back Bay Ringers and the Highlands Chime Choir, both under the direction of Mr. Griff Gall. 

*Patrick Gagnon, MA State Chair*

*(continued on next page)*

## VERMONT

**Thank you Juanita, Karen and Phil:** There are a number of events in Vermont that directors and ringers look forward to each year. These events came into existence out the dedication to and love of our art form. We've been nurtured and cared for by the strong leadership of Juanita Almond, Phil Brown and Karen James and their innovative ideas and mentoring throughout their tenures as State chairs. As I was preparing this article, my thoughts turned to the gratitude I experience when I consider the years of service Juanita, Karen and Phil provided and continue to provide. The events that we plan bring our directors and ringers together to get to know one another better, support one another and our art, and share our celebrations and challenges. Thank you for this truly inspiring gift.

**Vermont Directors Roundtable:** The Directors Roundtable will be held Jan. 20, 2007, in West Lebanon, NH. Averill Tinker will host the event. Directors will have a chance to review Spring Ring 2007 repertoire in the morning with Karen James and Jerilyn Bergdahl, directing. In the afternoon session, Kim Strepka will present a workshop titled "Musicality through Motion Language." She will also present this workshop in Area II.

**Spring Ring 2007: Marble Valley Rings,** West Rutland, VT, April 27 and 28. We are pleased to welcome Monica McGowen as our clinician for the

day. Monica will also teach a class on bass bell techniques during the noon hour class period. Other classes during the noon hour include a reading session, high bell techniques and yoga. Committee members include: Karen James, registrar and chair; Ellen Walker, Jeannie Cushman, facilities; Carole McClure, Bobbie Fillioe, Diane Chartrand, hospitality; Linda Maness, Diane Chartrand, publicity; and Diane Chartrand, Directors' Workshop.

**Mini-Rings:** Two mini-rings will be held this year, one Feb. 10 in St. Johnsbury, VT, hosted and directed by Phil Brown. The other mini-ring is scheduled for March 10 in Burlington, VT, hosted by Northern Bronze, a community handbell choir directed by Northern Bronze members. The mini-rings will focus on rehearsing Spring Ring 2007 repertoire and provide a chance for choir members to learn the repertoire in a smaller group setting and to get to know one another better.

Northern Bronze Community Handbell Ensemble was given the chance to perform at First Night Burlington. The 24th annual First Night draws large numbers of people for an alcohol-free New Year's Eve celebration in downtown Burlington. Northern Bronze, in its fourth year, performed a forty-minute concert in the lovely setting of the First Methodist Church to an enthusiastic and lively, near-capacity crowd. 🗡️

*Jerilyn Bergdahl, Vermont Chair*

## Coming Events

**Directors' Seminar,** February 2–3, 2007, at the Sheraton Tara in Nashua, New Hampshire.

**Vermont Mini-Ring,** February 10, 2007, St. Johnsbury, VT.

**"Repertoire Reading Plus...Skill Building,"** February 10, 2007, St. Paul's Episcopal Church, Pawtucket, RI: Contact: Dan Moore.

**Vermont Mini-Ring,** March 10, 2007, Burlington, VT.

**Massachusetts Spring Ring** (formerly Merrimack Valley English Handbell

Festival), March 31, 2007, to be held at Tewksbury Memorial High School. Contact: Patrick Gagnon, MA State Chair.

**Vermont Spring Ring,** April 27–28, 2007, in West Rutland, VT. Contact: Karen James, Registrar.

**Connecticut Spring Ring,** April 28, 2007, at Valley Community Baptist Church in Avon, CT.

**1st Annual RI Handbell Invitational Festival Concert,** April 28, 2007, Contact: Dan Moore.

**Boston Handbell Festival,** May 15, 2007, at Old South Church, Boston, MA. Contact: Patrick Gagnon, MA State Chair.

**Festival/Conference '07,** June 28–July 1, 2007, at the Ryan Center of the Univ. of Rhode Island. Contact: Sue Henderson.

**Ringlink 2008,** July 2–5, 2008, Canada's National Handbell Festival at the University of Western Ontario, London, Ontario: Contact: [ringlink2008@yahoo.ca](mailto:ringlink2008@yahoo.ca)

**Skill Building Workshops,** October 13, 2007, Norwich, CT, and Chelmsford, MA.



AGEHR Area I  
*Festival/Conference*  
 June 28th–July 1st 2007



The Ryan Center, URI, Kingston

**H**ope you all had a wonderful holiday season—almost always a busy time for bell ringers. The on-line registration is up and running and we have already received our first group registration and payment. If you have not visited the web site to check out the on-line registration, please do so—it is awesome! A huge thank-you to Linda Lamb for all her hard work. We hope we'll see you all at FC'07 in the air conditioned Ryan Center at the University of Rhode Island. The Center, which opened in 2002, has many amenities, the most important of which may be the fact that it is air conditioned. Please note that this fact has been verified multiple times!!!! Check out the Ryan Center news release at <http://www.uri.edu/news/release/html/02-0620.html> for information.

Our massed directors will be Bill Mathis and Michael Helman and the conference committee

is already hard at work to insure you each have a wonderful experience. Our opening concert will feature the New England Ringers, New England's premier ringing ensemble. Visit their web site for more information—  
[www.newenglandringers.org](http://www.newenglandringers.org).

The repertoire has been included in prior *Fundamental Tone* newsletters and directors' notes may be accessed on the Area I web site.

The University of Rhode Island is eager to host us in June—please join us for a fabulous ringing experience!

I look forward to welcoming you all to Rhode Island in June! 🛎

*Sue Henderson, Chair-Elect, Area I,  
 and Festival/Conference Chair '07*



## Rehearsal Notes

*Ed.'s Note: Rehearsal Notes from Bill Mathis were included in the Winter 2007 issue of Fundamental Tone. You can download a copy of the newsletter at [www.agehrarea1.org/Ft](http://www.agehrarea1.org/Ft).*

### Rehearsal Notes From Michael Helman

- Follow ALL markings placed in the score by the composer.
- Be aware of where the melody is at all times and how your notes function (melody or accompaniment) in the overall texture of the piece.

- Give your eyes to the conductor on musical transitions and tempo changes. This includes all ritards and accelerandos, as well as tempo changes between sections of a piece of music. My eyes will be on you!
- When in doubt, the conductor is there to help you, so feel free to look up from time to time. *(continued on next page)*

## REHEARSAL NOTES...

---

### ***Bwana Asifiwe*** – Cathy Moklebust

- I prefer mallets to be used by the bass noted where a dot is indicated.
- There are no LV passages in this piece. Make sure that eighth melodies are damped carefully for clarity.
- Let's have some fun with this piece.

---

### ***Danza*** – J. Wayne Kerr

- A metronome marking is not indicated, but I would like us to shoot for a quarter note equaling 112 to 120.
- We will want a contrast in playing style between the percussive opening section and the more fluid legato section starting at m. 31.
- There will not be ritard at the end of this piece.
- Again, good clean damping technique with the eighth note melodic passages.

---

### ***Crosswinds*** – Sondra Tucker

- Keep the eighth note constant throughout the piece
- 7/8 sections will be conducted in 3 beats per measure and 6/8 sections in 2 beats per measure
- Careful damping is needed on the eighth note melody to make it clean and clear especially at this tempo
- We will experiment with the dotted notes in mm. 20, 22,

and 24 using a thumb damp technique and a light martella-to technique. You may wish to prepare your ringers for both options: it will depend on how clean we can get the technique with a larger group of ringers and the acoustics of the ringing space.

- Bring out the bass counter melody in mm. 42–45 and subsequent areas like this.

---

### ***Sleigh Ride*** – arr. Martha Lynn Thompson

- We will try for the 108 metronome marking rather than the 96 one.
- Again, clean ringing throughout. Take the quarter note value of the accompaniment rhythms very seriously.
- I would like to add a ring touch to the quarter note on m. 161.
- Martha Lynn is very thorough with her markings for dynamics. Please follow them to the letter.

---

### ***Overture to Cantata No. 142*** – arr. Martha Lynn Thompson

- This is a Baroque piece and so I will be going for an energetic, clean style of playing.
- Be careful of melody lines which go from the “6” bells into the “5” bells so that the line is seamless. People who play in the “5” range may need to play a little louder so the melody does not get lost with the more mellow sound of the “5’s.”

- When you have a string of 16th notes, be sure to push a little on the first of each set of four 16ths.
- At the ritard in m. 32, I will subdivide beats 3 and 4.

---

### ***The Girl with the Flaxen Hair*** – arr. Robert Currier

- This piece needs to be very fluid and legato in its style. Even though we have 16th notes, do not let it get athletic in its delivery.
- Mr. Currier is very meticulous in transcribing the dynamic markings. Please follow them closely.
- Make note of sections that are LV and ones that are rung. Many of the LV sections such as in mm. 1-2, 12, 15, 19, etc., include all notes in the LV.
- Please be flexible with the phrases of this piece so we can work on shaping them into beautiful lines. Some rubato will be used to reach this end.
- There is a lot of musicality packed into this short 38 m. piece. It will be our challenge to make it sound ethereal and light as Debussy would have intended. 🗑️





# Registration Information for Festival/Conference '07

Hi, Everyone. This year we are doing all Registrations online. But **BEFORE** you rush in to register there are a few things you need to do to prepare!

1. Be sure you know your **AGEHR Area I membership number**. You cannot register without it!

University of Rhode Island  
Kingston, RI 02881  
June 28 - July 1, 2007

Be sure to prepare before registering!

1. Download and read General Information Packet.
2. Fill out the Workshop and T-Shirt worksheets with your choir.
3. Have your membership number ready. If you do not know your membership number, ask your choir director, look on the label of your Overtones or call AGEHR at 937-438-0085 or 1-800-878-5459.
4. Have your Mini-concert information including:
  - Composer/Arranger
  - Start and Stop Key
  - The performance time in MM:SS format
  - Tempo

INTERESTED IN THE DIRECTOR'S EXAM? PLEASE SEE:

- National AGEHR Director's Level I
- National AGEHR Director's Level II Practice
- National AGEHR Director's Level II
- Other Questions? email Daniel Moore

Would you like to see your registration information? [Click here.](#)

2. Go to <http://www.agehrarea1.org/Festival/index.html> and print out the **General Instructions** document. Read the entire document.
3. Use the Workshop descriptions and the **Workshop, Housing, and T-Shirt Worksheet** at the end of this document to have all your choir members choose the workshops they would like. Fill out the form and have it with you when you go online to register.
4. Each participant receives a **T-Shirt** with their Registration. If you would like more than one, fill out the extra T-Shirt space on the worksheet (\$12.00 each).
5. If the majority of the members of your choir are first time Festival attendees, consider applying for the **Bradford Scholarship**. This Scholarship

helps first timers pay for registration. Information and the application can be found at <http://www.agehrarea1.org/Pages/scholarship.html>. You will be required to pay \$100 at the time of registration for each Scholarship applicant. Exact amount of the scholarship will be announced once registration is closed on April 15, 2007.

6. If you are planning to play a piece in the **Mini-Concerts** have all the information about your piece including the Composer/ Arranger, Performance time, Tempo, Starting Key and Ending Key.

(continued on next page)

Contact information (\* Items are required) Date: 1/21/2007

\*Group Name: Sample Group \*Organization: Sample Org

\*Contact's First Name: Sample Name \*Address: Sample Address

\*Contact's Last Name: Sample Name \*City: Sample

\*Email: sample@sample.org \*State: SA \*Zip: 00000

\*Day Phone: 000-000-0000 Eve Phone: 000-000-0000

\*AGEHR membership #: 000000 (From Overtones label, your choir or individual membership #)

Not a member? For information on how to become a member go to [AGEHR Membership Page](#)

Equipment Loans: Do you have bells, chimes or fount that you could lend us?

Fount: # of Feet: 30 Bells: # of Octaves: 4.5 Chimes: # of Octaves: 0

\*Number of Parking Passes: 4

Please state any Special Considerations for access, housing or diet.

Special Housing Needs? ☐ Special Dietary Considerations? ☐ Special Access? ☐

Describe: \_\_\_\_\_

Registration includes all meals from Thursday Evening through Sunday Lunch.

Table Requirements

\*Ringing Division: ☐ Tins ☐ Coppers ☒ Bronze

\*Table Setup: We will require 30 feet of table space. All table setups are in a straight line.

Table Rental: We would like to rent 5 6 foot tables. Rental fee is \$10 per table. Total = 50.00

Orphan Ringers

I/We have 0 orphan ringer(s) who wish to be assigned to a group with open positions.

I/We would be delighted to welcome 0 orphan(s) into our group to fill open positions.

Please print for your records

Next -->>



## REGISTRATION INFORMATION...

7. **Now you are ready to Register!** Go online to <http://www.agehrrarea1.org/Festival/> and click on Registration. The first page of the registration is the general registration information. After completing this page, *print* it and click *NEXT*. This will bring you to the Housing. If you leave any blanks, you will get an error message and you will have to hit the BACK key and fill them in.

Please fill in one line per person in your group. Please give a T-shirt size for each member in the group.

Group Name:  1/21/2007

FNme	LNme	Adult/Youth	MF	Type	Registration with Room	Room with FNme	Room with LNme	T-Shirt Size	SubT	
Sam	Pl6	<input type="button" value="Adult"/>	<input type="button" value="M"/>	<input type="button" value="Ringer"/>	<input type="button" value="Double"/>		Sam2	Pl62	<input type="button" value="Large"/>	<input type="text" value="287.00"/>
Sam2	Pl62	<input type="button" value="Adult"/>	<input type="button" value="M"/>	<input type="button" value="Direct/Ringer"/>	<input type="button" value="Double"/>	Sam	Pl6	<input type="button" value="XL"/>	<input type="text" value="287.00"/>	
Sam3	Pl63	<input type="button" value="Adult"/>	<input type="button" value="F"/>	<input type="button" value="Ringer"/>	<input type="button" value="Double"/>	Sam4	Pl64	<input type="button" value="Med"/>	<input type="text" value="287.00"/>	
Sam4	Pl64	<input type="button" value="Adult"/>	<input type="button" value="F"/>	<input type="button" value="Ringer"/>	<input type="button" value="Double"/>	Sam3	Pl63	<input type="button" value="Med"/>	<input type="text" value="287.00"/>	
Sam5	Pl65	<input type="button" value="Adult"/>	<input type="button" value="M"/>	<input type="button" value="Ringer"/>	<input type="button" value="Double"/>	Sam6	Pl66	<input type="button" value="Large"/>	<input type="text" value="287.00"/>	
Sam6	Pl66	<input type="button" value="Adult"/>	<input type="button" value="M"/>	<input type="button" value="Ringer"/>	<input type="button" value="Double"/>	Sam5	Pl65	<input type="button" value="Large"/>	<input type="text" value="287.00"/>	
		<input type="button" value=""/>	<input type="button" value=""/>	<input type="button" value=""/>	<input type="button" value="Choose Ringer type First"/>	None	None	<input type="button" value=""/>	<input type="text" value="0"/>	
		<input type="button" value=""/>	<input type="button" value=""/>	<input type="button" value=""/>	<input type="button" value="Choose Ringer type First"/>	None	None	<input type="button" value=""/>	<input type="text" value="0"/>	
		<input type="button" value=""/>	<input type="button" value=""/>	<input type="button" value=""/>	<input type="button" value="Choose Ringer type First"/>	None	None	<input type="button" value=""/>	<input type="text" value="0"/>	
		<input type="button" value=""/>	<input type="button" value=""/>	<input type="button" value=""/>	<input type="button" value="Choose Ringer type First"/>	None	None	<input type="button" value=""/>	<input type="text" value="0"/>	
		<input type="button" value=""/>	<input type="button" value=""/>	<input type="button" value=""/>	<input type="button" value="Choose Ringer type First"/>	None	None	<input type="button" value=""/>	<input type="text" value="0"/>	
		<input type="button" value=""/>	<input type="button" value=""/>	<input type="button" value=""/>	<input type="button" value="Choose Ringer type First"/>	None	None	<input type="button" value=""/>	<input type="text" value="0"/>	
		<input type="button" value=""/>	<input type="button" value=""/>	<input type="button" value=""/>	<input type="button" value="Choose Ringer type First"/>	None	None	<input type="button" value=""/>	<input type="text" value="0"/>	
		<input type="button" value=""/>	<input type="button" value=""/>	<input type="button" value=""/>	<input type="button" value="Choose Ringer type First"/>	None	None	<input type="button" value=""/>	<input type="text" value="0"/>	
		<input type="button" value=""/>	<input type="button" value=""/>	<input type="button" value=""/>	<input type="button" value="Choose Ringer type First"/>	None	None	<input type="button" value=""/>	<input type="text" value="0"/>	
		<input type="button" value=""/>	<input type="button" value=""/>	<input type="button" value=""/>	<input type="button" value="Choose Ringer type First"/>	None	None	<input type="button" value=""/>	<input type="text" value="0"/>	
		<input type="button" value=""/>	<input type="button" value=""/>	<input type="button" value=""/>	<input type="button" value="Choose Ringer type First"/>	None	None	<input type="button" value=""/>	<input type="text" value="0"/>	
		<input type="button" value=""/>	<input type="button" value=""/>	<input type="button" value=""/>	<input type="button" value="Choose Ringer type First"/>	None	None	<input type="button" value=""/>	<input type="text" value="0"/>	
		<input type="button" value=""/>	<input type="button" value=""/>	<input type="button" value=""/>	<input type="button" value="Choose Ringer type First"/>	None	None	<input type="button" value=""/>	<input type="text" value="0"/>	
		<input type="button" value=""/>	<input type="button" value=""/>	<input type="button" value=""/>	<input type="button" value="Choose Ringer type First"/>	None	None	<input type="button" value=""/>	<input type="text" value="0"/>	
		<input type="button" value=""/>	<input type="button" value=""/>	<input type="button" value=""/>	<input type="button" value="Choose Ringer type First"/>	None	None	<input type="button" value=""/>	<input type="text" value="0"/>	

Housing: 1722.00

8. Fill in the **Housing** requirements for each person in your group. Fill out every box for every member including T-Shirt Size. If you do not fill in T-Shirt size then that person may not get a T-Shirt! *You can fit up to 20 people in your group.* You will see a total for each person appear at the end of their line and a total for the whole group at the bottom of the form. If you have more than one group, you must fill out a separate registration for each group. When you are done with this group, *print* the form and then click on *NEXT* to go to T-Shirts.

**T-Shirts (\$12 each for extra shirts)**

**Group name:**  1/21/2007

Size	Number from Housing page	Extra T's	Subtotal T-Shirts
Small	0	0	= 0
Medium	2	3	= 5
Large	3	0	= 3
X-Large	1	0	= 1
XX-Large	0	0	= 0
XXX-Large	0	0	= 0
Number of Extras		3	total T's 9
		Subtotal =	16

9. The **T-Shirt form** allows you to order extra T-Shirts. If you do not want any extra T-Shirts, click *NEXT* to go to the **Workshop Form**. If you do want extra T-Shirts, fill in the sizes. A total for those T-Shirts will

appear at the bottom of the form. *Print* the form and click *NEXT* to go to Workshops.

Rangers may select up to 8 workshops. List the choices in order of preference on columns 1 through 6. If you are registering for a Track you may only choose one and it must list it as your first choice. The Registrar cannot guarantee that all registrants from your group who select the same workshop will be assigned the same section of that workshop. Please use a separate page for each group.

Group Name:  1/21/2007

First Name	Last Name	Track or Workshop #1	Workshop #2	Workshop #3	Workshop #4	Workshop #5	Workshop #6
Sam	Fla	T101	D101	G102	R109	R302	R101
Sam2	Fla2	T101	D102	G103	R108	R217	R302
Sam3	Fla3	T107	D103	G104	R107	R216	R303
Sam4	Fla4	T107	D104	G105	R103	R215	R107
Sam5	Fla5	T206	D105	G106	R102	R214	R108
Sam6	Fla6	T206	D106	G107	R113	R109	
		000	000	000	000	000	000
		000	000	000	000	000	000
		000	000	000	000	000	000
		000	000	000	000	000	000
		000	000	000	000	000	000
		000	000	000	000	000	000
		000	000	000	000	000	000
		000	000	000	000	000	000
		000	000	000	000	000	000
		000	000	000	000	000	000
		000	000	000	000	000	000
		000	000	000	000	000	000
		000	000	000	000	000	000
		000	000	000	000	000	000
		000	000	000	000	000	000
		000	000	000	000	000	000
		000	000	000	000	000	000
		000	000	000	000	000	000
		000	000	000	000	000	000
		000	000	000	000	000	000
		000	000	000	000	000	000
		000	000	000	000	000	000
		000	000	000	000	000	000
		000	000	000	000	000	000
		000	000	000	000	000	000
		000	000	000	000	000	000
		000	000	000	000	000	000
		000	000	000	000	000	000
		000	000	000	000	000	000
		000	000	000	000	000	000
		000	000	000	000	000	000
		000	000	000	000	000	000
		000	000	000	000	000	000
		000	000	000	0		

10. The **Workshop Form** will already have all your members' names filled in. Fill in each member's workshop choices. Each Person may only pick one Track course and *it must be the first choice!* When you are finished *print* the form and click *NEXT* to go to the Mini-Concert Form.

11. The **Mini-Concert forms** are used if your group or a portion of your group would like to perform a piece or an ensemble piece. Make sure to fill it out completely. When you are done, *print* out the form and click *NEXT*.



AGEHR  
Festival/Conference  
June 28th -  
July 1st  
2007

## AGEHR

### Festival/Conference

### 2007

### Roster and Housing

Confirmation Number:

Be sure to include your confirmation number on your check! Your confirmation number is NOT your Group Number. A group number will be assigned to you when full payment is received.

Group Name	<input type="text" value="Sample Group"/>
Contact Name	<input type="text" value="Sample Name"/>
Tables	<input type="text" value="\$50.00"/>
Housing	<input type="text" value="\$1,722.00"/>
Extra T Shirts	<input type="text" value="\$36.00"/>
Workshop Fees	<input type="text" value="\$30.00"/>
<b>Balance</b>	<input type="text" value="\$1,838.00"/>

[Print this form and send with payment](#)

Festival/Conference '07  
 C/O Linda S Lamb, Registrar  
 1 Sargentia Ave  
 Nashua NH 03060

12. The **last page of the Registration** gives you a breakdown of each part and a total. All costs will be calculated for you. ***Please print out this form twice.*** Keep one copy for yourself and mail one with your check.

**13. You will not be considered registered until your check has been received and recorded.** At that time a floor number will be issued to you.  
***Complete a separate online registration for each***  
(continued on page 10)

## REGISTRATION INFORMATION...

**choir and division.** That is, if part of your group is ringing with the Tins Division and some with the Coppers Division, you should register all Tins Division in one online registration and all




### Festival/Conference '07 Conference Rates

	Early (3/15/07)	Reg.
Single	\$325	\$345
Double	\$287	\$307
Chaperone—non-ringing	\$170	\$190
Commuter	\$190	\$210

Coppers Division in a second online registration. You must ring in the division in which you register; no changes may be made at Festival/Conference due to floor layout. You should note that due to the separation of the divisions on the ringing floor, it is not physically possible for two groups to use the same bells; you may, however, split your bell set between groups.

14. **Bronze groups** must send in a video. All members in the group must be in the video. There cannot be substitutions. For more information see the Bronze section of the *General Information Packet*.

Registrants will be able to view their information online by going the Festival Page, clicking on the link at the bottom of the page and typing in their membership number. If you have any questions please email me at [linda.s.lamb@verizon.net](mailto:linda.s.lamb@verizon.net). Thank you! 

— Linda Lamb, Festival/Conference '07 Registrar

## The “Almost Perfect” Handbell Table

**Strong, Versatile, Portable, Light, Durable  
and Easy to Use! Now Available in 4' Length!**

### Rectangle Table

Made of sturdy 3/4" thick, 11 layer wood (poplar core with birch outer layer), our new rectangular table top comes even closer to being perfect! Molding around the edges and a sealed top ensures easy, snag-free transport and set-up. The table comes fully pre-assembled, including adjustable legs, which adjust from 28" to 42". Weighs 25 lbs.

3792	30" x 36" (3 feet)	\$139.95
3782	30" x 48" (4 feet)	\$179.95

### Concert Circle Trapezoid Table


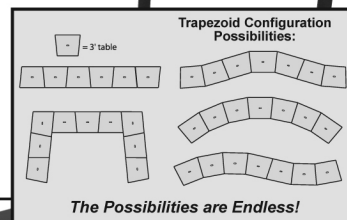
Made of the same sturdy construction as our rectangle table, our concert circle trapezoid table allows for almost endless set-up possibilities. With its unique shape and adjustable legs, there is almost nowhere these tables can't go! Longest side is 36", tapering to 30" on all other sides. Weighs 25 lbs.

3791	30" x 30" x 36"	\$139.95
3781	30" x 30" x 48"	\$179.95

### Adjustable Legs

You can build your own table tops for your special needs, then add our legs. Leg sets include four completely assembled legs, mounting brackets, drilling templates, installation instructions and mounting screws. Height is adjustable from 28" to 42".

3799	Set of 4 Legs	\$79.95
------	---------------	---------



Jeffers Handbell Supply, Inc.  
For All of Your Handbell and Handchime Needs,  
**1-800-JHS-BELL**  
[www.HandbellWorld.com](http://www.HandbellWorld.com)

# Education Notes

## Chime Loaner Program

Do you know that AGEHR Area I has several three-octave sets of handchimes that can be loaned to programs interested in starting a ringing program? This year we have placed sets throughout New England in both schools and churches to encourage the growth and enjoyment of our unique instrument. Each set comes with a collection of educational materials to help new directors jump right into ringing. If you know a school or religious education program that may be interested in developing a ringing program, be sure to point them to the Area I website <http://www.agehrarea1.org/Pages/education.html>.

## Movement in the Chime Rehearsal

Movement and music are connected in many ways. When we talk about playing musically we often talk about a “musical line.” A musical line is the movement in the sound that is connected and travels forward. Good ringing technique has a beautiful, fluid, circular motion, which supports the development of musical line and helps to unify the sound of the ensemble. Young children move naturally to music. We, as adult directors, need to foster that natural movement to help develop musical ringing in our children’s ensembles.

Encouraging musical movement

in a rehearsal will provide your active children first with a chance to release the energy in an appropriate way. Second, musical movement that is connected to the line and phrases of the music will help the ensemble play with a greater sense of expression and musical line. Movement can be worked into rehearsals in many ways. Chimes are easy to move with and children will enjoy the movement games that can be played with the chimes. One very simple exercise is a simple question-and-answer. This should first be practiced at the table or sitting down so the concept of playing an “answer” is clear. To begin, the leader plays an eight-beat pattern on the chimes. The group can then respond by playing their own eight-beat patterns. It is important to remind the students that an answer should not repeat the question: the eight beats they play should be their own ideas. Once the students understand this process as a group, ask individual ringers to volunteer to answer the leader’s question. Finally, when the process is clear, ask the children to find a place to stand around the room. The leader begins by walking towards one of the ringers, while playing an eight-beat pattern. That ringer then responds by walking towards someone else while playing their own eight-beat pattern. The movements, while walking, should also be expressive and almost dance-like. (I would not

tell my class that we were dancing with the chimes—that would not be “cool” at all!) Ask the children if they can find other ways of walking to their next partner. Suggest various levels of high, medium and low. Can you turn around once while you are walking to your next partner? Can you move in a direct line to your next partner? Can you pretend that there is a curvy pathway to get to your neighbor? Dynamics can also be explored by suggesting weight in their movements. Can you tiptoe to your partner? Can you stomp like a giant to your partner? Can you march? Not all of these variations should be used at once. This exercise can be a great mid-rehearsal focus exercise that encourages improvisation, practices phrase length, and develops musical movement in the young musicians. Many other movement games are possible. Games that are sequential and transfer energy from one ringer to another can work on developing listening skills. With younger children, the use of call and response game songs can be a great way of engaging children in active music making with movement that relates to the sounds they are creating.

Developing a sense of movement in our students will produce adults who can respond musically through movement. When we can respond musically through movement, we develop the ability  
*(continued on page 12)*

## EDUCATION NOTES...

to create musical ensembles that play expressively and respond to the musical line. Creating a musical performance goes far beyond those notes on the paper. Challenge your students to be expressive, to listen to each other, to be musicians.

### Resources for Movement Ideas

*Move It!* by John Feierabend and Peggy Lyman, GIA publications.

This DVD and CD provide twenty classical pieces of music with expressive movements that explore form and musical line through choreographed movements. These are perfect for focusing exercises at the beginning of a rehearsal!

*Book of Movement Exploration* by John Feierabend, GIA publications.

Great ideas for movement exploration! Many of these ideas can be adapted by adding chimes to the movements.

*Book of Call and Responses* by John Feierabend, GIA publications.

This contains many excellent call and response folk songs that encourage movement. Many of the responses have one-note responses that can be performed on chimes.

Also explore [www.westmusic.com](http://www.westmusic.com) for more movement-based resources. 

*Griff Gall, Education Liaison*

## Scholarships Available for AGEHR Area I Festival/Conference '07


AGEHR Area I, Inc. established the Elizabeth Bradford Endowment Fund to provide scholarship assistance to encourage choirs to attend their first Area I Festival/Conference. Here are the rules for choirs applying for a Bradford Scholarship.

- Choir Scholarships for AGEHR Area I Festival/Conference are available to Area I handbell choirs who are attending their first AGEHR, Area I Festival/Conference. Please be aware that the scholarship awarded will only pay a portion of the registration fee for Festival/Conference.
- A choir will be defined as a performing group of 7 or more ringers.
- Preference will be given to those choirs having at least 75% of their members planning to attend the Festival/Conference.

- Prior attendance by a director or a single member of a choir will not preclude eligibility for this scholarship.
- The choir must be a member in good standing in Area I.

*You must fill out a registration form for Festival/Conference in its entirety and pay a \$100 deposit per person prior to the Festival's early bird deadline.*

Applications must be postmarked by February 15, 2007. You will be notified of our decision by March 15.

Complete directions and application form can be found on the AGEHR Area I Web site at [www.agehrarea1.org/Pages/scholarship.html](http://www.agehrarea1.org/Pages/scholarship.html). You may also contact the Scholarship Chair, Debra LeBrun, at [debra@lebruns.com](mailto:debra@lebruns.com) or 978-692-1309 for an application form. 

*Debra LeBrun,  
Elizabeth Bradford Endowment  
Fund Chair*

### *New Members*

Please welcome our newest members to Area I:

**Jo Shute**, Weston, CT

**Manchester High School**, Manchester, CT

**Laurie Hunter**, Northborough, MA

**First Baptist Church**, Springvale, ME

**Burrillville High School**, Harrisville, RI

**St. Lawrence Parish**, Shelton, CT

**Nissa Gadbois**, Charlton, MA

**Karen Thorne**, Leominster, MA

**Orca Giarrusso**, Amherst, MA





## NEW ENGLAND RINGERS, INC.

*MUSICAL EXCELLENCE IN HANDBELL RINGING*

978- 851- 3024

[www.newenglandringers.org](http://www.newenglandringers.org)

### UPCOMING APPEARANCES

#### 2007 PERFORMANCES

Sunday, April 22	Riverside Church English Handbell Festival 490 Riverside Drive New York, NY <i>Time and admission TBD</i>
Sunday, April 29	Norfield Congregational Church 64 Norfield Road Weston, CT <i>Time and admission TBD</i>
Sunday, May 6, 4:00PM	With In Choro Novo Village Church 2 Central Street Wellesley, MA <i>Tickets: \$15 in advance, \$18 at the door</i>
Tuesday, May 15	Boston Handbell Festival Old South Church 645 Boylston Street Boston, MA <i>Time and admission TBD</i>
Sunday, June 3, 7:00PM	St. Paul's Cathedral Music Festival 38 High Street Worcester, MA <i>Admission TBD</i>
Saturday, June 16	Stone Mountain Arts Center 695 Dug Way Road Brownfield, ME <i>Time and Admission TBD</i>
Thursday, June 28	Area I Festival/Conference University of Rhode Island Kingston, Rhode Island <i>Time TBD</i>

*Would your organization like to present an NER concert? Contact us at [newenglandrings@aol.com](mailto:newenglandrings@aol.com), or call us at 978- 851- 3024. Host venues are currently sought anywhere in New England for Spring and Summer 2007 as well as for the 2007 Holiday Season. If you are interested in exploring the possibilities of joining NER as a regular ringer or if you would like to be considered as a substitute ringer, please contact us via email or call our director Ed Henderson at 978- 851- 3024.*

The *Fundamental Tone* is published four times a year (on the first Monday of February, May, August, November) by Area I of the American Guild of English Handbell Ringers, Inc. Deadline for submitting information/advertising for publication is the 18th of the month prior to publication. It is distributed from 3 Sarasota Av., Nashua, NH 03060. If you would like to place an advertisement in the *Fundamental Tone*, contact Ruth Bowers (<Ruth.Bowers@comcast.net> or call 978-922-8137).

Advertising rates: Full page: \$80.00 (7" x 9.5"); Half page: \$50.00 (7" x 4.5"); Quarter page: \$30.00 (3.25" x 4.5"); Eighth page: \$20.00 (3.25" x 2.2"); Business Card: \$10 (3.25" x 1"). The preferred format for ads is a .jpg file.



**Please let us  
know how  
we can serve  
you better!**

Contact us at anytime at  
[editor@agehrarea1.org](mailto:editor@agehrarea1.org).

And ***please*** keep your  
email and mailing  
addresses current  
by updating your  
information at AGEHR's  
national website:  
[www.agehr.org](http://www.agehr.org).

**Deadline for next issue:  
APRIL 18, 2007**

**FIRST CLASS**

**Return Service Requested**

*The Fundamental Tone*  
Newsletter of AGEHR Area I  
3 Sarasota Avenue  
Nashua, NH 03060